



ALEXANDRIA

Core Plus Bond Fund

Ticker: ALEXCOR

Inception Date
May 2023

Manager
Alexandria Global Investment Management Ltd.

Sub Advisor
Agincourt Capital Management, LLC

Currency
USD

Subscription/ Redemption
Weekly

Auditors
KPMG

NAV (USD)
108.359

Benchmark
Bloomberg US Aggregate Index

Management Fee
0.75%

Contact
Raj Bavalia
1-345-945-1111
fund@alexandriabancorp.com

THE ALEXANDRIA CORE PLUS BOND FUND

Seeks a high and stable rate of current income, consistent with long-term preservation of capital. A secondary focus is to take advantage of opportunities to realise capital appreciation.

INVESTMENT PHILOSOPHY

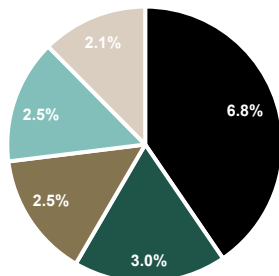
The investment philosophy of the Fund is based on the knowledge that "Yield Wins Over Time;" that higher-yielding securities possess superior return characteristics. Accordingly, the Fund emphasizes bonds with higher yields, on average, compared to its benchmark index. Since relative values change over a market cycle, the portfolio will shift accordingly, as active management is necessary to both control risk and take advantage of opportunities as they present themselves.

INVESTMENT PROCESS

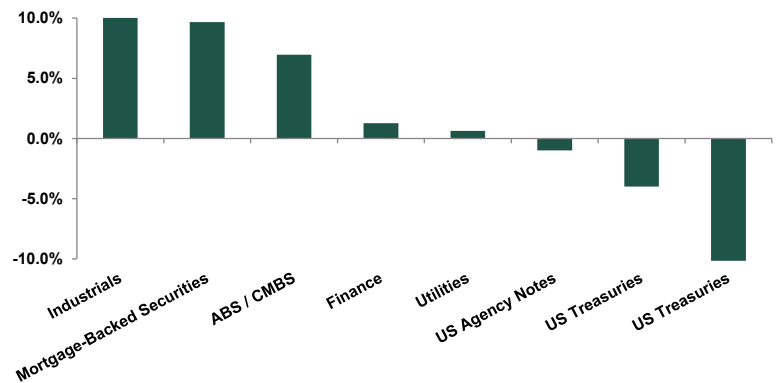
The Fund will seek to generate above-market returns by identifying—and overweighting—undervalued sectors, securities, and areas along the maturity spectrum. Both quantitative and qualitative measures and screens are utilized to identify sectors, securities, and maturities that possess superior relative value. This highly-disciplined process is designed to generate superior returns while controlling volatility. Broad diversification, particularly within the corporate bond sector, is used to minimize risk at the company level. The Fund will seek opportunities outside the benchmark in order to generate superior returns, including BB-rated corporate bonds as well as high-quality, well-structured asset-backed and mortgage-backed securities. No leverage or non-dollar securities are utilized.

TOP FIVE HOLDINGS

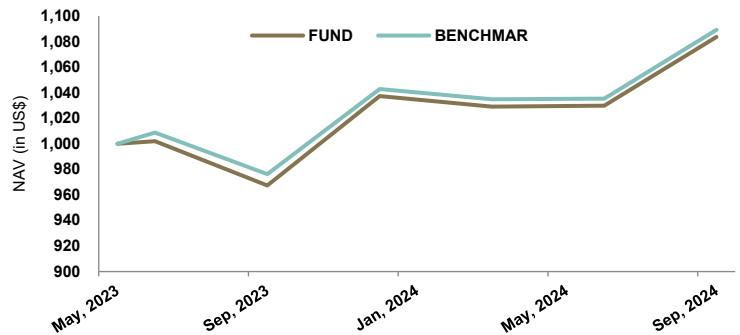
- US TREASURY N/B
- TSY INFL IX N/B
- US TREASURY N/B
- Fannie Mae
- Fannie Mae



Concentration by Sectors



Yield to Maturity 4.70% Duration 6.1 Years



Performance to September 30, 2024

| | QTR | YTD | 1-YR | Since Inception |
|------------------|------|------|-------|-----------------|
| Fund | 5.2% | 4.5% | 12.0% | 6.3% |
| Benchmark | 5.2% | 4.5% | 8.0% | 6.5% |

Compound annual rate of return after management fees and expenses. Periods less than one year have not been annualized.

